

Extend of satisfaction of people who wearing Smile Hollywood-veneers

Akram Kharir Saleh Edkheil *, Khaled Elgergeni **, Abdurraouf Muktar Taboun *

* phd. candidate
** phd

DOI: 10.29322/IJSRP.12.08.2022.p12860
<http://dx.doi.org/10.29322/IJSRP.12.08.2022.p12860>

Paper Received Date: 5th July 2022
Paper Acceptance Date: 20th July 2022
Paper Publication Date: 30th August 2022

Abstract- With a beautiful smile, one can convey to be pleasant, attractive, likeable and confident. As believed that people who are attractive are more likely to get good jobs, life partners, experience a happy and fulfilling life Rodrigues,

Aim and objective.

The purpose of this research paper is to evaluate the population knowledge about using Hollywood veneer.

Material and methods

This research paper relied on the distribution of questionnaires via the Internet (Google.doc), The study was designed on a questionnaire that includes many questions focused on the success of Snap-On after wearied by patient. The questions were selected in a way that facilitates the identification of the patient's acceptance of the Snap-on.

Result

This research paper showed that, female more interest to wear Snap-On rather than male. The percentage was (64.6%), (35.4%) respectively. The young people tend to were the Snap-On more than elderly people, which was (68%) in age from 20 to 30 years old, (18%) in age from 31-40 years old, 12.5% of people in age 41-50, and in age over 50 the percentage was very low (2.2%). The majority of people residing in the western region who wear the restoration so that, the proportion was(77.3 %), On the other hand, the use of the restoration is less in the the Snap-On was to improve the esthetic, which was (35.2%), followed by distortion of teeth was (30.1%). However, the missing teeth come in the last reason, which was (15.3%). This research paper presented that, most patients followed the dentist's instruction at home after wear the restoration (83.8%), on the other hand (16.2%) of patient do not follow the instruction. Regarding the question, the period during which the color of the restoration changed, the answer was close between changing its color after a year or more and changing it from six months to a year, which were (38.8%, 36.9%) respectively. However, the restoration showed that its color does not change in the period from one to six months, so that the percentage was (24.3%). (90.6%) of patients in this study felt a significant improvement in the aesthetic appearance after wearing the restoration, while (9.4%) responded that the aesthetic appearance did not improve. This research paper showed that the majority of patients do not suffer from bad breath after wearing the composition, their percentage was (63.6%). As for the patients

who suffered from emitting a foul smell in the mouth, it was (36.4%). This study showed that the highest percentage of patients, which was (84.4%) did not suffer from the fall of the structure while speaking, and (15.6%) , only suffered from the fall during the speech. (75.6%) of the patients did not suffer from any inflammation or eastern and southern regions, which were (12.5%, 10.2%) respectively.

The main reason for wearing the Snap-On was to improve the esthetic, which was (35.2%), followed by distortion of teeth was (30.1%). However, the missing teeth come in the last reason, which was (15.3%). This study presented that, most patients followed the dentist's instruction at home after wear the restoration (83.8%), on the other hand (16.2%) of patient do not follow the instruction. This research paper showed that, the main reason for wearing sensitivity of the gingiva during the period of wearing the restoration, as this research paper showed, but (24.4%) their answer was that they were exposed to some inflammation and sensitivity in the gingiva. (69.9%) of patients the restoration continued with them without being broken, but (30.1%) the formula broke from them.

Conclusion

It can concluded that, the Snap-On more interested in west region more than people lived in other region. In addition, most patients satisfied with wearing this kind of restoration.

I. INTRODUCTION

With a beautiful smile, one can convey to be pleasant, attractive, likeable and confident. As believed that people who are attractive are more likely to get good jobs, life partners, experience a happy and fulfilling life (Rodrigues), C. D, et al., (2009). Such societal expectations start from childhood and lasts a lifetime. A perfect dazzling smile could enhance the self-esteem of a person and helps to affect people personally and professionally Cold stein, R.E. (1969). With the help of social media, television and fashion magazine, many of the people are aware of the aesthetic smile or aesthetic dentistry.

The present young generation give more significance to the overall appearance and the key role of a beautiful smile is undeniable Golub-Evans, J. (1994). The aesthetic dentistry treatment planning may include a wide variety of dental disciplines like endodontic, orthodontics, periodontics

prosthodontics, and restorative modalities Morley, J. (1999). Females are more cautious about their physical appearance when compared to males, especially regarding their dental appearance Dion, K, et al., (1972).

According to the World Health Organization, oral health is often inter-twisted with the general health that determines the quality of life of a person and a good oral health reduces mortality. Increasing the overall health of the patient by managing the oral health is the moral of dentistry Bull, R., & Rumsey, N. (2012). The teeth framed by lips, contoured by gingiva and number of spaces and gaps define the smile aesthetics. The harmony veneer restorations with a more conservative preparation for the tooth structure were proposed as an alternative anterior aesthetic restoration. The success of laminate veneers relies primarily on proper tooth reduction with the aim of providing sufficient space for the fabrication of properly contoured ceramic veneers without over reduction of the tooth structure . The laminate veneers give a beautiful appearance to the teeth, they became highly required from many people in different ages because they have been more aware that the attractive smile can have a positive effect on self-confidence and give a good impression to others about the person himself.

Laminate veneers have been a common treatment strategy in dental clinics, resin composite veneers can be used to cover tooth discolorations and/or to correct unaesthetic tooth forms and/or positions. However, such restorations still suffer from a limited durability, because resin composites remain liable to discoloration, wear and marginal fractures reducing by this means the aesthetic results in the long term.

In order to achieve durable aesthetics, ceramic veneers have been suggested to be durable anterior restorations with superior aesthetics. The ceramic laminate veneer technique includes bonding of a thin ceramic laminate to the tooth surface using adhesive luting composite in order to change the color, form and/or position of anterior teeth. Ceramic laminate veneers are steadily increasing in popularity among today's dental practitioners due to stable aesthetic, excellent biocompatibility and minimum destructive technique. Laminates can be used to mask and symmetry of the aesthetic smile is determined by the gingival exposure at smiling, arc of smile, teeth proportions, mid-line shift, axial inclination change, buccal corridors, gingival contours and height, Diastema, and teeth color Schabel, B. J., et al., (2009). For several decades, the most predictable aesthetic restoration of anterior teeth has been achieved with full crowns, yet, full coverage restorations remains to be the most invasive to the remaining sound tooth structure with adverse effects on the pulp and periodontal tissues. Therefore, laminate tooth discolorations, alter contours of malformed tooth and teeth with improper positions, also it can close interproximal spaces and diastema (Joiner et al., 2004). With the advancement of aesthetic medicine in recent decades, new doors have opened in various fields related to it, including cosmetic dentistry, and perhaps getting whiter teeth and smile similar to the smiles of celebrities represented a goat the many aspired to achieve.

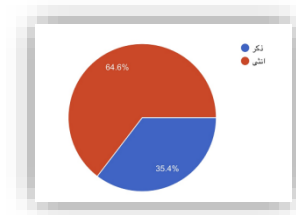
Which is what medical progress gave them on plate of gold. Getting perfect teeth is no longer an impossible process, but there are many procedures that can be 2. The prevalence of wearing the restoration in the geographical area of Libya,

3. The mean reasons for wearing the restoration
4. Follow the dentist's instructions at home
5. The period when the color of the Snap-on changed
6. How much improvement in the aesthetic appearance after wearing it
7. The extent to which it causes bad odor from the mouth,
8. The ability to speak without fallen while wearing it.
9. Infections or sensitivity of gingival may cause by wearing the restoration.
10. The restoration is not subjected to breakage during the period of wearing

All the previous questions were filled out by (183) patients who used the Snap-on via google.Doc, and due to the lack of wearers, it was supported by a paid advertisement in order to get the largest number of answers from different regions of Libya.

II. RESULT & DISCUSSION

This study showed that, female more interest to wear Snap-On rather than male. The percentage was (64.6%), (35.4%) respectively.



The young people tend to wear the Snap-On more than elderly people, the percentage of people wear the Snap-resorted to reach that including teeth whitening, orthodontics and veneers. Generally, the traditional fixed veneer is the most popular, which, consists of an outer shell of the teeth, usually made of ceramic, and sometimes of plastic or resin, and placed on the front side of the teeth, to obtain a perfect smile and flawless teeth .

On the other hand, movable veneer, it consists of an artificial dental mode of plastic or resin. And it is designed according to the size of a person's teeth, and is used temporarily to hid dental defects and obtain a natural smile. In general, veneer, both fixed and mobile, however, the mobile veneers are the last options that dentists resort to, as it is difficult to use it for a long time, and it may be negatively affected by some kind of drink.

III. AIM AND OBJECTIVE

The purpose of this research paper was to evaluate the population knowledge about using Hollywood veneer, and the extent of satisfaction of the people who wear the snap-on in Libya.

IV. MATERIAL AND METHODS

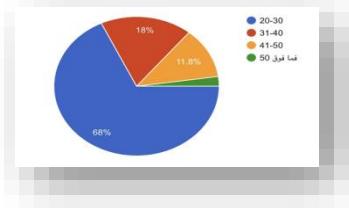
This research paper relied on the distribution of questionnaires via the Internet (Google.doc), and, the questionnaire was published on the pages of dental clinics around Libya, and after a month, the results were collected according to their analysis by (google.Doc).

The research paper was designed on a questionnaire that includes many questions focused on the success of Snap-On after wearied by patient. The questions were selected in a way that

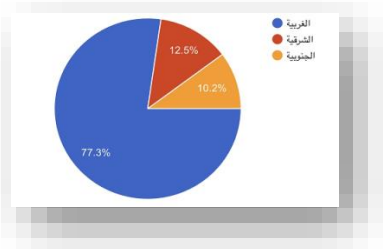
facilitates the identification of the patient's acceptance of the Snap-on. In this study had chose the most important questions from the questionnaire that give the desired results for this study. And the questions were,

1. Age and sex people wearing the restoration

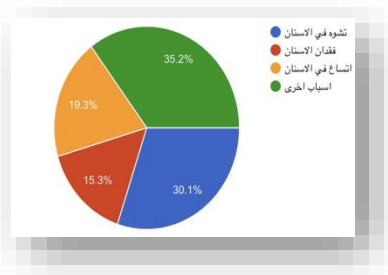
On decrease with age. Which was (68%) in age from 20 to 30 years old, (18%) in age from 31-40 years old, 12.5% of people in age 41-50, and in age over 50 the percentage was very low (2.2%).



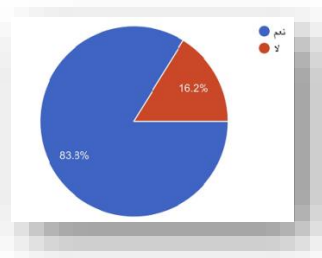
This study appeared that, the majority of people residing in the western region who wear the restoration so that, the proportion was (77.3 %), On the other hand, the use of the restoration is less in the eastern and southern regions, which were (12.5%, 10.2%) respectively.



This study showed that, the main reason for wearing the Snap-On was to improve the esthetic, which was (35.2%), followed by distortion of teeth was (30.1%). However, the missing teeth come in the last reason, which was (15.3%).



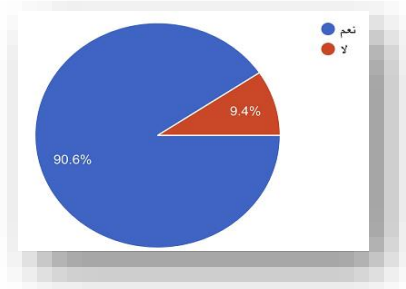
This study presented that, most patients followed the dentist's instruction at home after wear the restoration (83.8%), on the other hand (16.2%) of patient do not follow the instruction.



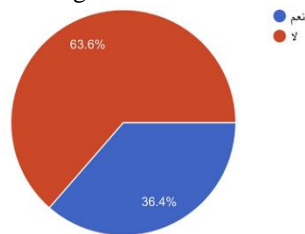
Regarding the question, the period during which the color of the restoration changed, the answer was close between changing its color after a year or more and changing it from six months to a year, which were (38.8%, 36.9%) respectively. However, the restoration showed that its color does not change in the period from one to six months, so that the percentage was (24.3%).



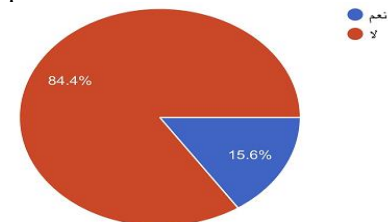
(90.6%) of patients in this study felt a significant improvement in the aesthetic appearance after wearing the restoration, while (9.4%) responded that the aesthetic appearance did not improve.



This study showed that the majority of patients do not suffer from bad breath after wearing the composition, their percentage was (63.6%).As for the patients who suffered from emitting a foul smell in the mouth, it was (36.4%).

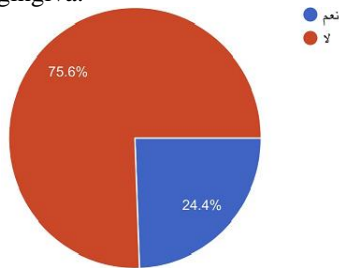


This study showed that the highest percentage of patients, which was (84.4%) did not suffer from the fall of the structure while speaking, and (15.6%) only suffered from the fall during the speech.

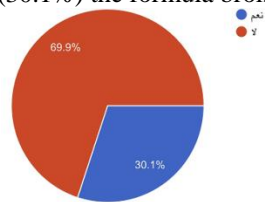


Identify the constructs of a Journal – Essentially a journal consists of five major sections. The number of pages may vary depending upon the topic of research work but generally comprises up to 5 to 7 pages. These are:

(75.6%) of the patients did not suffer from any inflammation or sensitivity of the gingiva during the period of wearing the restoration, as this study showed, but (24.4%) their answer was that they were exposed to some inflammation and sensitivity in the gingiva.



This study appeared that (69.9%) of patients the restoration continued with them without being broken, but (30.1%) the formula broke from them.



V. DISCUSSION

Snap on Smile can create a person's image and also inspire his self-confidence. In the present times, the people are more concerned about their looks and appearances Ritter, D, et al., (2006). For a dazzling, beautiful and youthful smile the patients depend on their dentist. In recent age, a paradigm shift has been seen in the field of dentistry.

The patient is ready to undergo surgery or anything that takes to get an aesthetic pleasant smile Pithon, M et al., (2013). The patient seems to be satisfied seeing the change when they look in the mirror, that creates a renowned confidence in them. This study appeared low percentage of Libya looking for Snap-On smile according to respondents to study's questionnaire.

This study showed that (90.6%) of patients in this study felt a significant improvement in the aesthetic appearance after wearing the restoration, while (9.4%) responded that the aesthetic appearance did not improve. There occur a strong association between smile and the facial more attractive in the photograph than the individual with no aesthetic smile.

The Snap on Smile depends on the face shape, placement pattern, buccal corridors, tooth shape, tooth size, tooth position and tooth colour. The influence is made on the smile by the presence or absence of buccal corridors Richards, M, et al., (2015). Ritter et al.

Ritter, D, et al., (2006) Reported in his study that the aesthetic smile is not effected in the photograph by the negative spaces. Tjan et al.,(1998) in his study classified smile as high smile, average smile and low smile depending on the gingival display. Grososky et al., (2003) reported in his study that white teeth didn't positively affect the attractiveness. Beall et al.,(2003) whereas reported that smile had an impact on the attractiveness of individuals.

Another study showed that a white and bright smile had a positive impact on the smile of a person Smile, Makeover. (2018), and Snow, S.R. (1999).

This study appeared that, the period during which the color of the restoration changed, the answer was close between changing its color after a year or more and changing it from six months to a year, which were (38.8%, 36.9%) respectively. However, the restoration showed that its color does not change in the period from one to six months, so that the percentage was (24.3%).

This result agreed with the literature, Alanazi et al (2020) reported that, The Durability of Snap on Smile is less when compared with Veneer and Dental Implants; that is about 2 to 5 years only. The Snap on Smile may not look like the natural teeth as there may be missing gaps between the teeth, the Veneer and Dental Implants looks more natural when compared with the Snap on Smile. Snap on Smile can give a fake smile, easily predictable by anyone. Unlike Veneer and Dental Implants; Snap on Smile directly fits over the natural teeth and hence may appear bulky. There is an increased risk of decay and development of plaque when compared with Veneer and Dental Implants.

attractiveness. The individuals with aesthetic smile appear

VI. CONCLUSION

Even the number and rependet were very low which was 180 responded around Libya cities it concluded than It can concluded that, the Snap-On more interested in west region more than people lived in other region. In addition, most patients satisfied with wearing this kind of restoration

REFERENCES

- [1] 1.Rodrigues, C. D., Magnani, R., Machado, M. S., &Oliveira, O. B. (2009). The perception of smileattractiveness. *The Angle Orthodontist*, 79(4), 634.
- [2] 2.Coldstein, R.E. (1969). Study of the need foresthetics in dentisay. *J Prosthet Dent*. 21589-597
- [3] 3.Golub-Evans, J. (1994). Unity and variety:essential ingredients of a smile design. *Currentopinion in cosmetic dentistry*, 1.
- [4] 4.Morley, J. (1999). Advanced smile design. Coursepresented at: Postgraduate Advanced RestorativeEsthetics Program, Baylor College of Dentistry,Department of Continuing Education; Feb. 12,Dallas.
- [5] 5.Dion, K., Berscheid, E., & Walster, E. (1972).What is beautiful is good. *Journal of personalityand social psychology*, 24(3), 285.
- [6] 6.Bull, R., & Rumsey, N. (2012). *The socialpsychology of facial appearance*. Springer ScienceBusiness Media.
- [7] 7.Schabel, B. J., Franchi, L., Baccetti, T., &McNamara Jr, J. A. (2009). Subjective vsobjective evaluations of smile esthetics. *Americanjournal of orthodontics and dentofacialorthopedics*, 135(4), S72-S79.
- [8] 8.Ritter, D. E., Gandini Jr, L. G., Pinto, A. D. S.,Ravelli, D. B., & Locks, A. (2006). Analysis ofthe smile photograph. *World journal of orthodontics*, 7(3).
- [9] 9.Berland, L., Traub, D., & Williams, A. (2003).The aesthetic edge. A new approach to smiledesign. *Dentistry today*, 22(2), 70-73.
- [10] 10.Pithon, M. M., Santos, A. M., de Andrade, A. C.D. V., Santos, E. M., Couto, F. S., & da SilvaCoqueiro, R. (2013). Perception of the estheticimpact of gingival smile on laypersons, dentalprofessionals, and dental students. *Oral surgery,oral medicine, oral pathology and oralradiology*, 115(4), 448-454.
- [11] 11.Richards, M. R., Fields Jr, H. W., Beck, F. M.,Firestone, A. R., Walther, D. B., Rosenstiel, S., &Sacksteder, J. M. (2015). Contribution ofmalocclusion and female facial attractiveness tosmile esthetics evaluated by eyetracking. *American Journal of Orthodontics andDentofacial Orthopedics*, 147(4), 472-482.

- [12] 12. Ritter, D. E., Gandini Jr, L. G., Pinto, A. S., &Locks, A. (2006). Esthetic influence of negativespace in the buccal corridor during smiling. *TheAngle Orthodontist*, 76(2), 198-203.
- [13] 13.Tjan, A. H., Miller, G. D., & The, J. G. (1984).Some esthetic factors in a smile. *The Journal ofprosthetic dentistry*, 51(1), 24-28.
- [14] 14.Grososky, A., Adkins, S., Bastholm, R., Meyer,L., Krueger, L., Meyer, J., & Torma, P. (2003).Tooth color: effects on judgments of attractivenessand age. *Perceptual and motor skills*, 96(1), 43-48.
- [15] 15.Beall, A. E. (2007). Can a new smile make youlook more intelligent and successful?. *DentalClinics of North America*, 51(2), 289-297.
- [16] 16.Tung, A. W., & Kiyak, H. A. (1998).Psychological influences on the timing oforthodontic treatment. *American Journal of Orthodontics and DentofacialOrthopedics*, 113(1), 29-39.
- [17] 17.Smile, Makeover. (2018). what are the TreatmentsWhat Does it Cost? [Internet]. You're DentistryGuide. [cited 2018 May 9]. Available from:<https://www.yourdentistryguide.com/smile -makeover/>
- [18] 18.Snow, S.R. (1999). Esthetic smile analysis ofmaxillary anterior tooth width: the golden percentage. *Journal of Esthetic and RestorativeDentistry*, 1;11(4):177-84.
- [19] 19.Alanazi, M,L, et al ,(2020) Snap on Smile: A Systematic Review, *Saudi J Oral Dent Res*, Nov, 2020; 5(11): 522-527

AUTHORS

First Author – AKRAM KHARIR SALEH EDKHEIL phd. candidate

Second Author – Khaled Elgergeni phd

Third Author – Abdurraouf Muktar Taboun phd candidate